

Investor Presentation

FIRST QUARTER 2026



Adjustments on the reporting presentation

Beginning in the fourth quarter of 2025, we present the operating results of our Cable and Sky businesses as a single reportable segment, Telecom, with three categories of revenues: Residential, Satellite and Enterprise. This change in segment reporting is a result of organizational changes that integrated the operations of our Cable and Sky businesses into one single business, and that our senior management (chief operating decision maker) now analyzes the results of our operation, makes decisions and assigns resources to it as a single business. Through September 30, 2025, the operating results of our Cable and Sky businesses were presented as separate reportable segments. As a result of this change in our segment reporting, the operations previously reported under our former Cable and Sky segments are now classified into a single reportable segment for any comparative period presented.

Q1'26 Highlights

CONSOLIDATED

- Revenue declined by 3.1%, while Operating Segment Income (“OSI”) increased by 5.2%, representing a 41.4% margin, continuing the sequential improvements.
- OSI margin expanded by approximately 330 basis points, driven by ongoing efficiencies and synergies.
- Operating Cash Flow (“OCF”)¹ margin of 24.2% remained solid due to a combination of Opex and Capex optimizations.

RESIDENTIAL & ENTERPRISE

- Upgraded to fiber-to-the-home (“FTTH”) over 1.5 million homes, in line with our full-year goal.
- Passed 11.8 thousand homes with FTTH, reaching over 20.0 million homes passed with our network.
- Broadband subscribers of 5.7 million, with 25.0 thousand net adds, as we keep focusing on value customers as well as customer satisfaction and retention.
- Mobile subscribers of 747.6 thousand, with 94.7 thousand net adds driven by our innovative mobile virtual network operations (“MVNO”).
- Residential Services revenue increased by 0.9% year-on-year driven by consecutive broadband net adds over the last four quarters. Enterprise Services revenue grew by 30.0% supported by the signing of new projects with the public and private sectors.

SATELLITE

- Total Revenue Generating Units (“RGUs”) of 3.4 million, with 325.7 thousand disconnections.
- Revenue declined by 24.6%, driven by a decrease in the RGUs base of 27.6%.



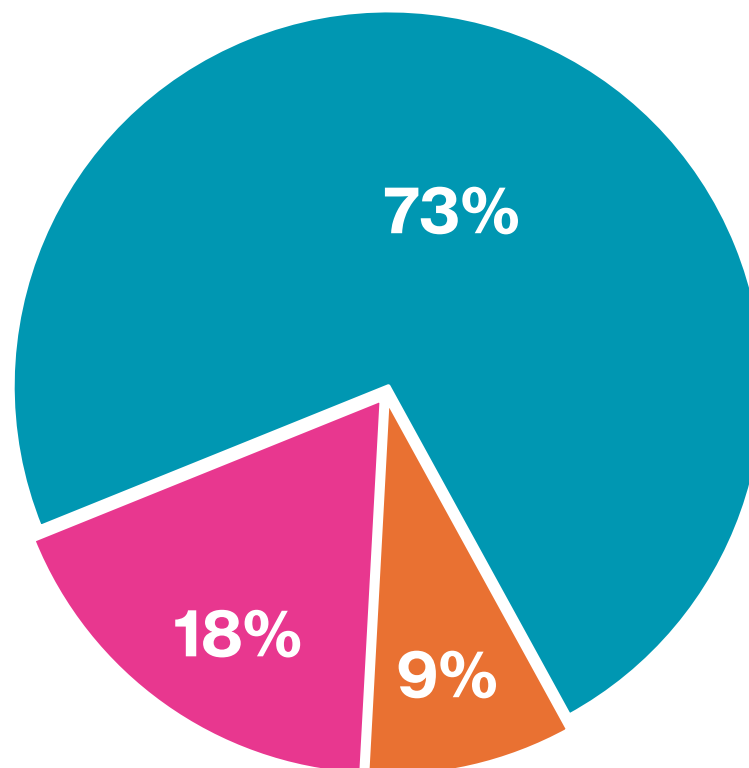
¹ OCF is defined as total OSI minus capital expenditures in property, plant and equipment. A reconciliation of total OSI to consolidated operating income, and the amount of capital expenditures in property, plant and equipment, are presented in the Notes of Segment Information, and Property, Plant and Equipment, respectively, to our Interim Unaudited Consolidated Financial Statements as of March 31, 2026, and December 31, 2025, and for the three months ended March 31, 2026, and 2025.

Televisa's Consolidated Revenue breakdown and OSI

Q1'26 Results

REVENUE

Service Distribution



REVENUE

(in Ps. Million)

	Revenue	Y/Y %
▶ Residential	10,612	0.9%
▶ Satellite	2,616	-24.6%
▶ Enterprise	1,285	30.0%
Telecom Revenues	14,513	-3.1%
OSI¹	6,001	5.2%
<i>OSI Margin²</i>	<i>41.4%</i>	<i>330bps</i>

¹ Operating segment income (OSI) is defined as operating income before corporate expenses, depreciation and amortization, and other expense, net.

² The operating segment income margin is calculated as a percentage of Telecom revenues.

Residential & Enterprise: Goals

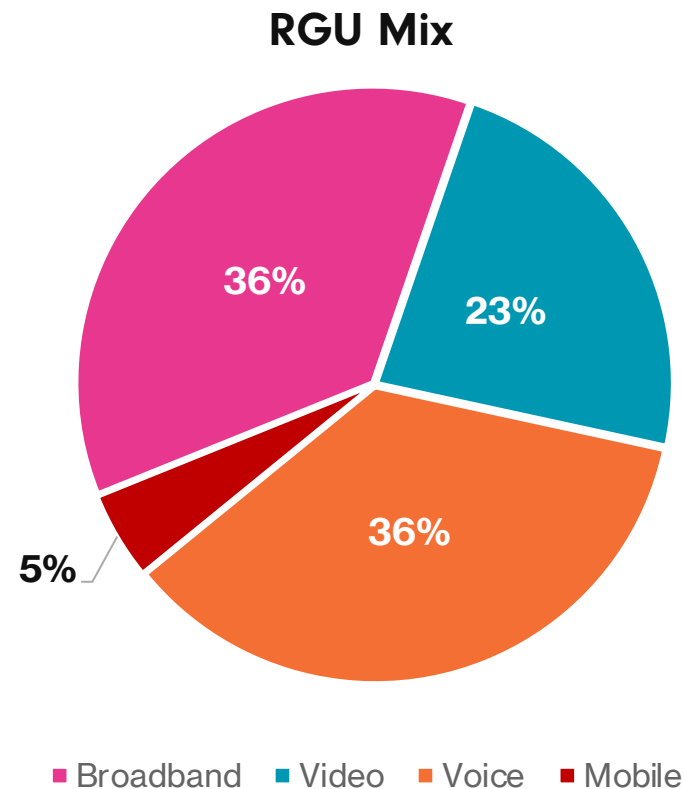
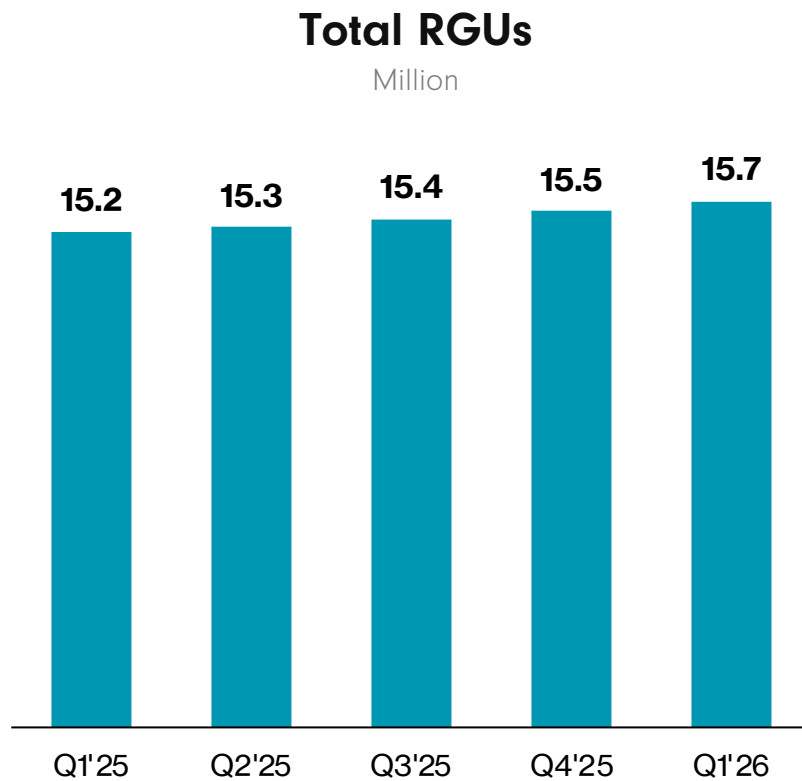
With our extensive infrastructure, we will continue to focus on:

RESIDENTIAL & ENTERPRISE

- Value customers
- Keep working on maintaining low levels of churn
- Implementing efficiency measures to improve profitability
- Optimizing Capex and enhancing Free-Cash-Flow generation

Residential: 15.7 million revenue generating units

Passed 11.8 thousand additional homes with FTTH in Q1'26



- **More than 20.0 million homes passed**
 - ▶ Over 52% homes are passed with fiber-to-the-home, and about 35% with fiber-to-the-node
- **In Q1'26, we had 138k net-adds:**
 - ▶ Broadband: +25.0k net-adds
 - ▶ Video: -23.5k net disconnections
 - ▶ Voice: +41.5k net-adds
 - ▶ Mobile: +94.7k net-adds

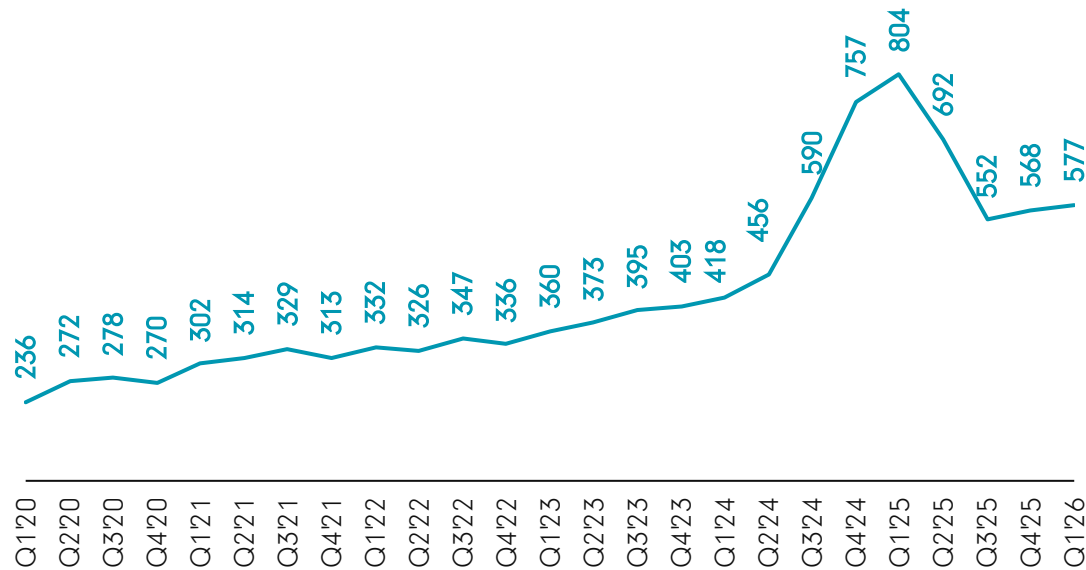
Residential & Enterprise: Steady demand in Q1'26

Consumption of data remains robust

- Monthly data usage averaged 577 gigabytes per customer in Q1'26, went up by 2% Q-o-Q
- Daily usage per customer averaged 19.2 gigabytes in Q1'26, a growth of 4% Q-o-Q

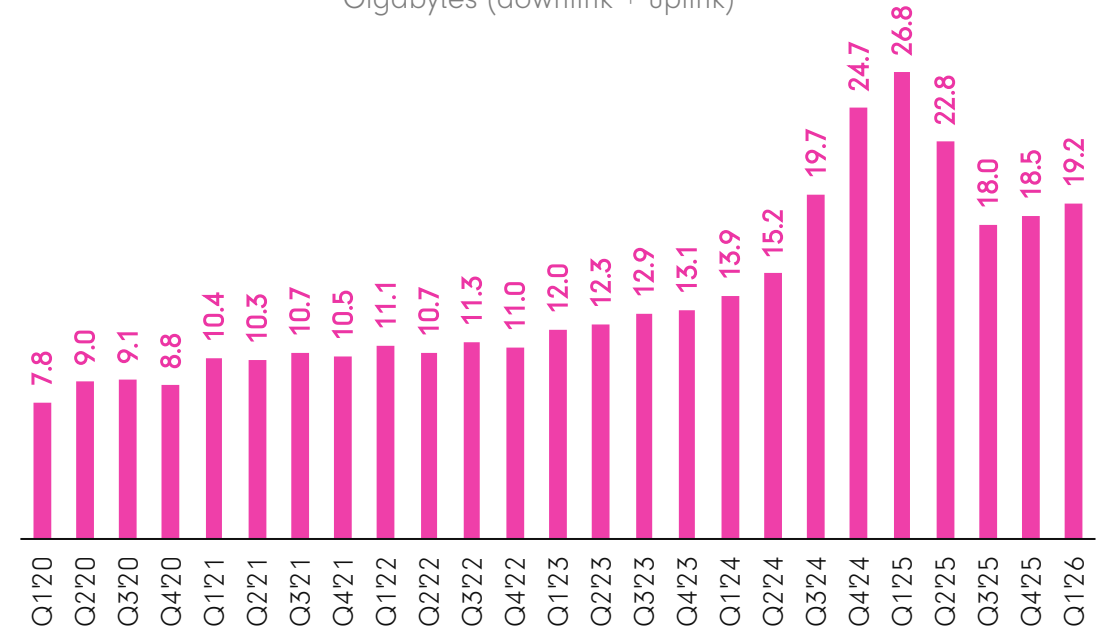
Monthly Data Usage

(For Televisa Cable Customers)
Gigabytes



Average daily usage per customer

Gigabytes (downlink + uplink)



Source: Internal Company data.

Satellite: Goals

Continue to be an important telecom player with 3.4 million RGUs

SATELLITE

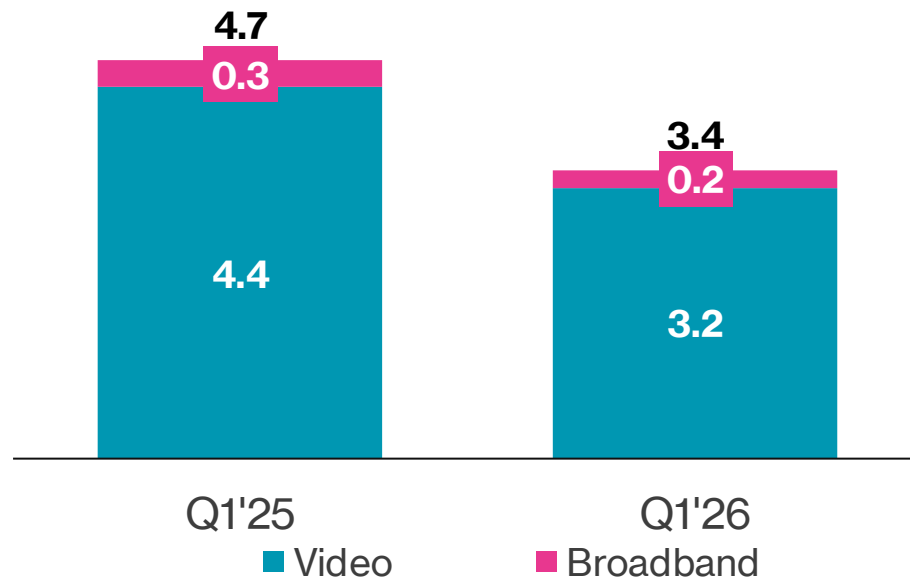
- Offer attractive bundles
- Continue innovating on pay TV offers
- Focus on Cash Flow generation

Satellite: 3.4 million RGUs

Net-disconnections of 325.7 thousand RGUs in Q1'26, driven by prepaid video subs

Total RGUs

Million

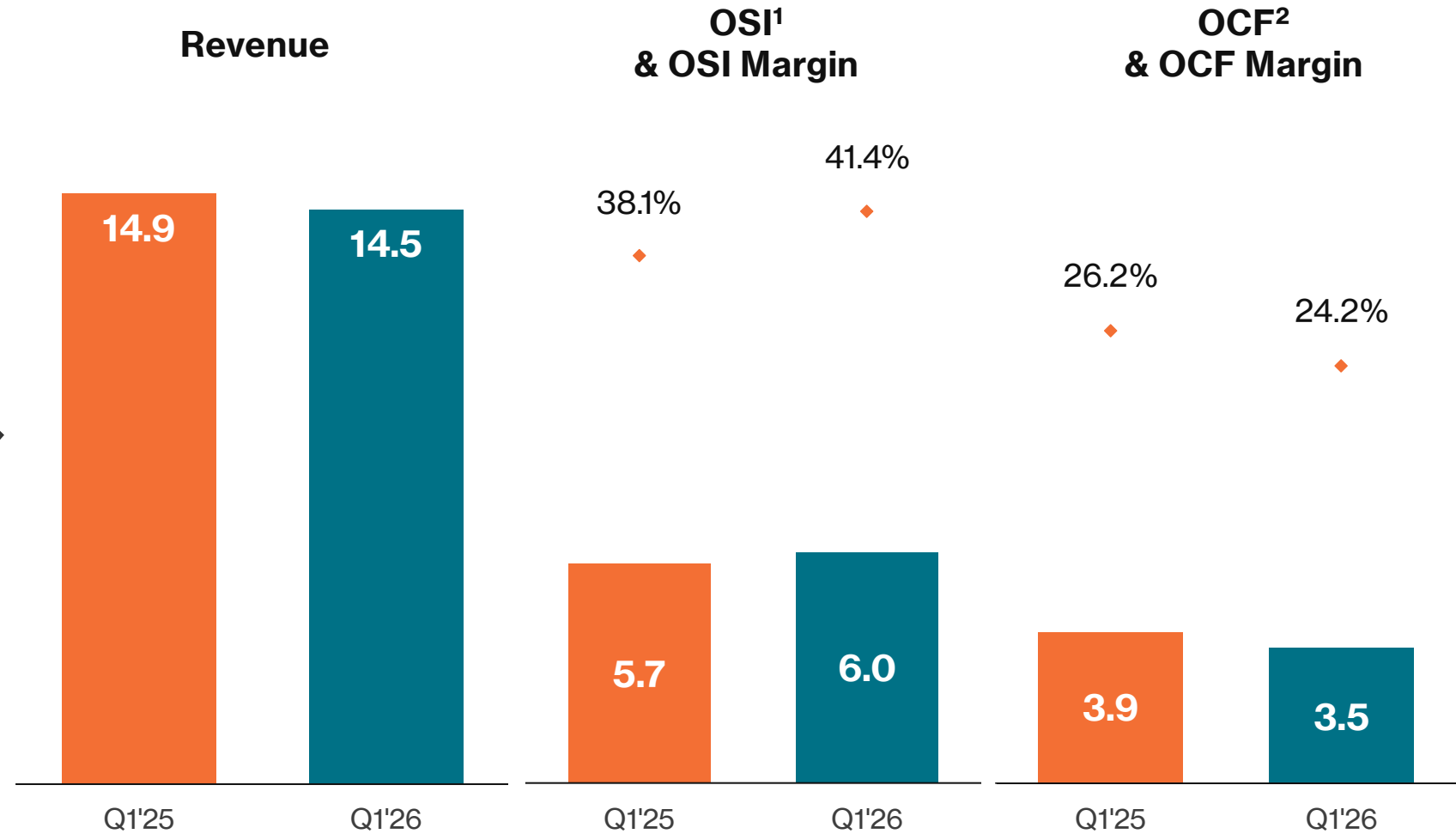


- The integration with our Residential & Enterprise services is set to contribute to reduce churn by having a better customer base management, and cross selling and upselling opportunities.
- Beginning the Q2'25, we started to charge an installation fee to all new satellite pay-TV subscribers to increase the return on investment for this service.

Televisa's financial performance

Q1'26 Results

- Revenue fell by 3.1% YoY, mainly driven by the revenue decline at Satellite
- OSI¹ margin of 41.4% increased by 330bps YoY, primarily driven by efficiency measures implemented in the last quarters
- OCF² margin of 24.2% as a result of Opex and Capex optimizations



Figures in Ps. billion for the three months ended March 31, 2026, and 2025.

¹ Operating segment income (OSI) is defined as operating income before corporate expenses, depreciation and amortization, and other expense. OSI margin is calculated as a percentage of telecom revenues.

² OCF is defined as total OSI minus capital expenditures in property, plant and equipment.

Liquidity and Debt

Strong liquidity position

- Total Net Debt of Ps 49.8 billion, or US\$2.8 billion. Net Debt-to-OSI* (LTM) of 2.1x
- Excluding leases, our Net Debt-to-OSI* (LTM) would be 1.9x
- Investment grade rated by S&P (BBB)²

Total Liquidity¹

Cash	25.0
Other	4.1
Temporary Investments	9.7
Total	38.8

*77%, or **\$1.7B** held in USD*

Total Gross Debt¹

Bonds	73.2
Bank Loans	10.0
Leases	6.5
Total	89.7

*66%, or **\$3.2** denominated in USD*

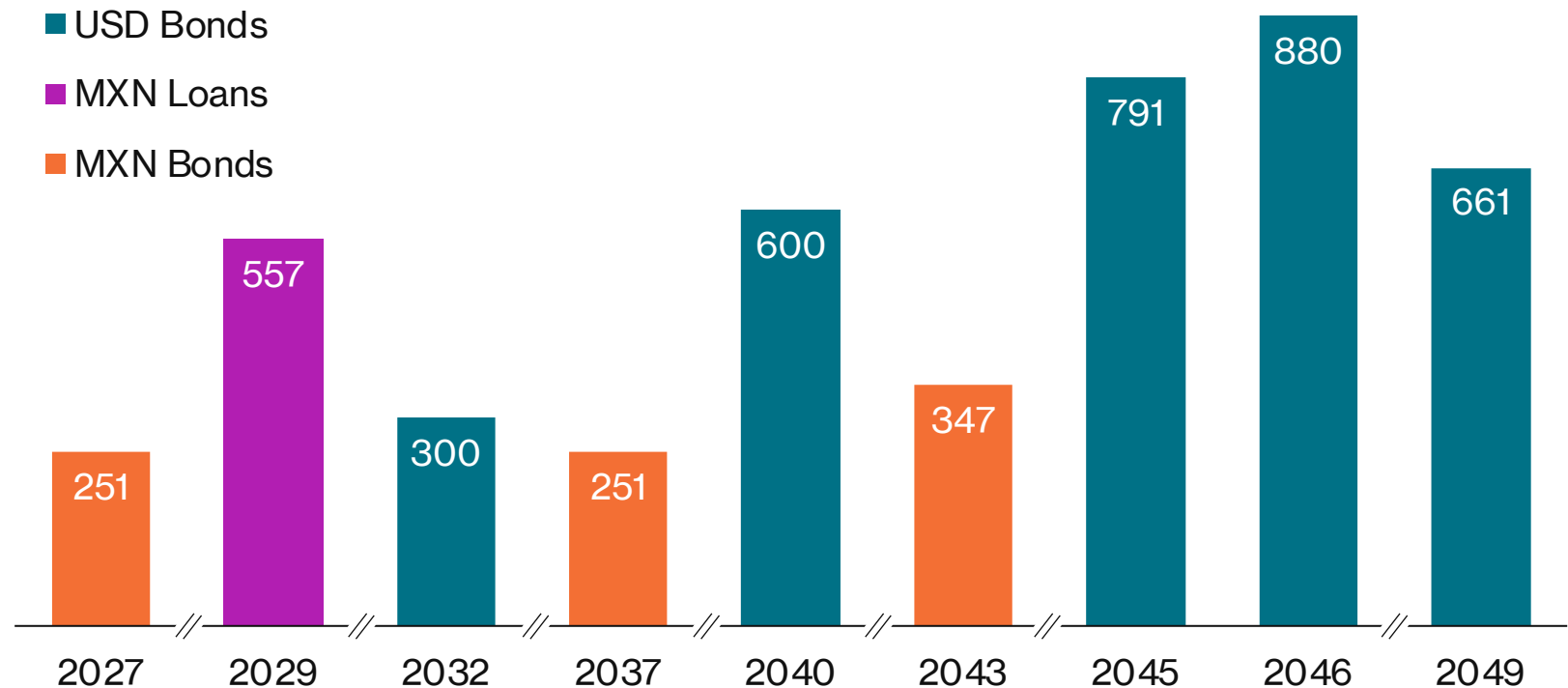
Debt Maturity

Comfortable liquidity position & debt maturity profile

- On January 30, 2026, we repaid all of the amounts payable under the remaining 4.625% Senior Notes due 2026, including the principal amount of US\$207.4 million.
- Weighted average maturity of 17.9 years (USD) and 7.7 years (MXN)¹

Debt Maturity

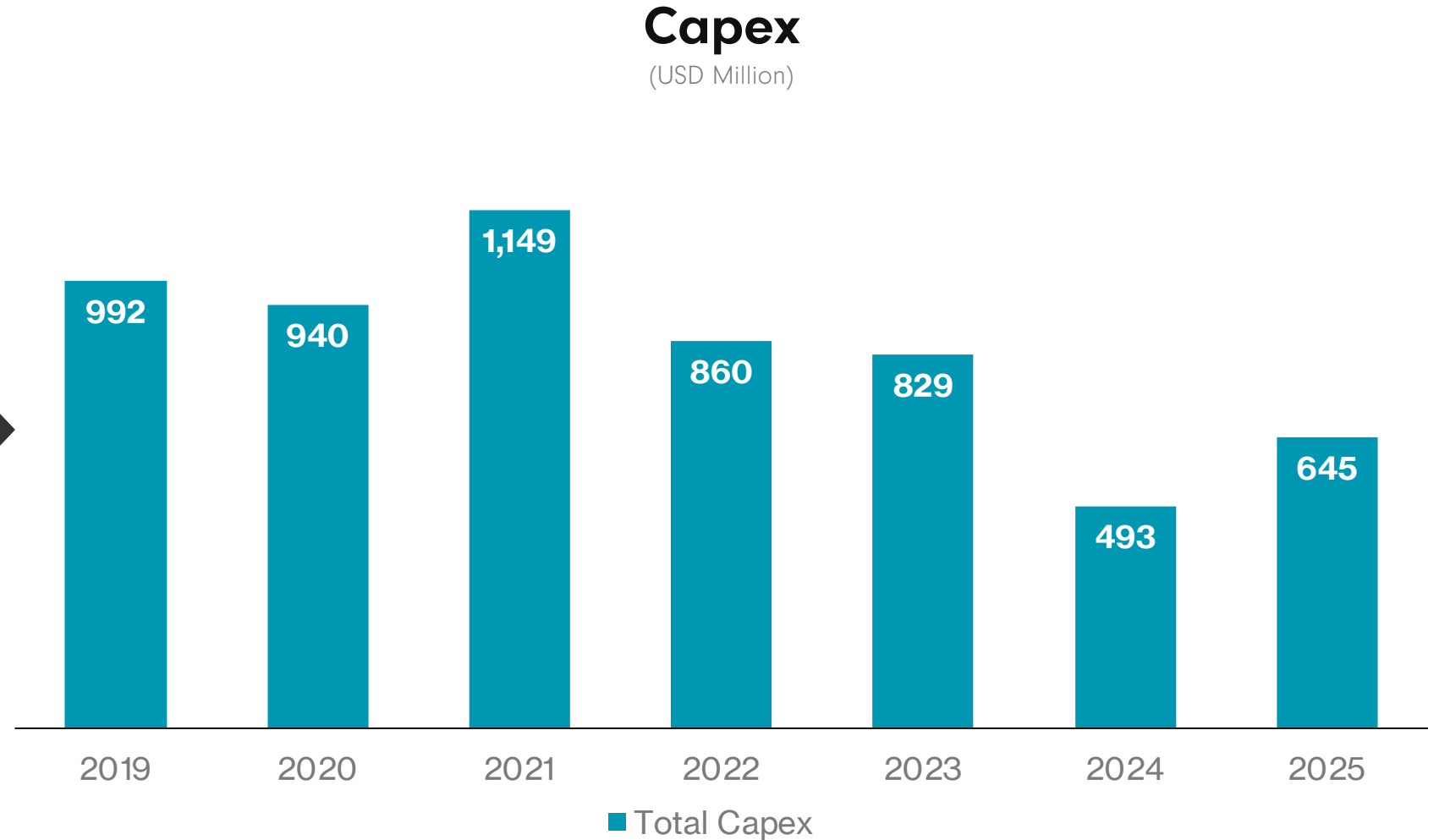
(USD Million)



Capital Expenditures

Capex deployment focused on higher investment returns

- In 2025, our Capex deployment was US\$645 million
- In 2026, our Capex-to-sales ratio is expected to be around 25%



Our Path in Sustainability since 2014

We bring people closer to what matters most to them

► First Sustainability Report

2014



- Standards and recommendation Adoption:
 - > SASB
 - > GRI
 - > Task Force on Climate-related Financial Disclosures



- Recognized by:
 - Socially Responsible Company (ESR) distinction
 - > Joined the United Nations Global Compact



► Sustainability information focused on telecommunications sector



- Materiality analysis was updated with a double materiality approach
- ESG strategy refreshed based on 4 pillars
- Our Purpose: "Bringing people closer to what matters most to them"

- ESG strategy measured and periodically monitored
- ESG initiatives designed and executed company-wide through interdisciplinary Working Groups
- S&P Global ESG Score increased 6 points

S&P Global

- New approach to sustainability strategy
- S&P Global ESG rating increased by 10 points
- Climate risk analysis

Sustainability Strategy: New Approach

In 2025 we worked on a new approach to the sustainability strategy. The goal behind it is to have a better alignment with the business strategy, this way, every sustainability effort is reflected as operational efficiency, risk mitigation, and overall business resiliency.

At the same time, this will allow us to establish new sustainability objectives and give life to our purpose of bringing people closer to what matters most to them.



Our ESG efforts continue to be acknowledged

MSCI
ESG RATINGS

BBB

CCC B BB **BBB** A AA AAA

RATING ACTION DATE: September 26, 2024
LAST REPORT UPDATE: September 04, 2025

Grupo Televisa maintained an ESG rating of "BBB" from MSCI, the largest rating agency for investment funds

S&P Global

Grupo Televisa increased 11 points compared to 2024 in its Corporate Sustainability Assessment ESG score from S&P

Rated



MORNINGSTAR | SUSTAINALYTICS

Grupo Televisa received a rating of 13.9 in Sustainalytics, which categorizes as low risk of adverse effects from ESG factors



Grupo Televisa answered the Carbon Disclosure Project's Climate Change questionnaire again this year



8th consecutive year receiving the Socially Responsible Company distinctive from CEMEFI



Grupo Televisa was recognized as one of the 100 best companies with ESG responsibility, and 3rd place in telecommunication industry

Televisa: A strong foundation

Focused on building shareholder value

- **Unique market presence** in our core businesses
 - **Diversified** revenue base
 - Mexico's **second largest** telecom network
- **Largest shareholder of TelevisaUnivision, the world's leading Spanish-language media and content company**
- Long standing commitment to **sustainability**

Our priorities:

- **Innovation** across all our operations
- Constant **transformation of** our business model
 - Long term **strategic positioning**
- Focus on **Cash Flow** generation

Disclaimer

This presentation contains forward-looking statements regarding the Company's results and prospects. Actual results could differ materially from these statements. The forward-looking statements in this presentation should be read in conjunction with the factors described in "Item 3. Key Information – Forward-Looking Statements" in the Company's Annual Report on Form 20-F, which, among others, could cause actual results to differ materially from those contained in forward-looking statements made in this press release and in oral statements made by authorized officers of the Company. Readers are cautioned not to place undue reliance on these forward-looking statements, which speak only as of their dates. The Company undertakes no obligation to publicly update or revise any forward-looking statements, whether as a result of new information, future events or otherwise.